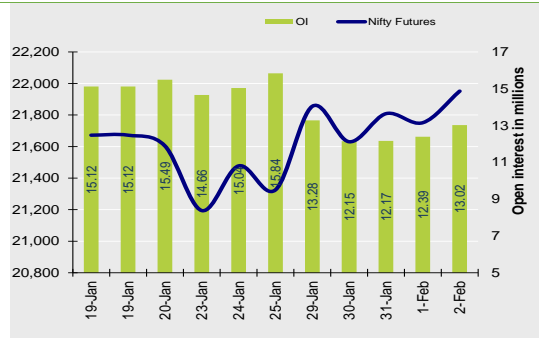


Nifty Snapshot

	Close	Prv Cl.	Ab chg	% chg
Spot	21,853.80	21,697.45	156.35	0.72
Futures	21,951.40	21,751.45	199.95	0.92
OI(ml shr)	13.02	12.39	0.64	5.13
Vol (lots)	259586	192751	66835	34.67
COC	97.60	54.00	43.60	80.7
PCR-OI	0.99	0.81	0.17	21.4

Nifty Futures Price v/s OI



Institutional Activity in previous trading session

(in Rs cr.)	Buy	Sell	Net
Index Futures	4358.45	3761.43	597.02
Index Options	1650134.81	1653988.66	-3853.85
Stock Futures	29114.65	21896.58	7218.07
Stock Options	35255.14	34962.75	292.39
FII Cash	15,476.31	15,405.62	70.69
DII Cash	14,097.58	11,634.42	2,463.16

Net FII Activity (in Rs cr.)

Date	Idx Fut	Stk Fut	Idx Opt	Cash
2-Feb	597.0	7218.1	-3853.8	71
1-Feb	831.5	-2075.9	-44900.0	-1880
31-Jan	802.0	3735.8	-62503.0	1661
30-Jan	-228.3	-382.1	-49369.4	-1971
29-Jan	1137.0	8144.4	-22777.4	110
25-Jan	-6994.7	-11149.2	-29137.0	-2144

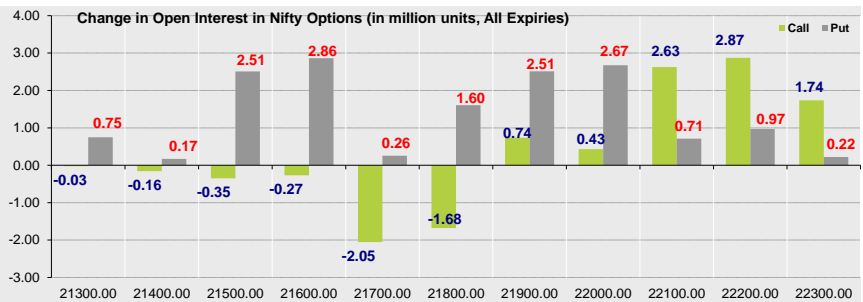
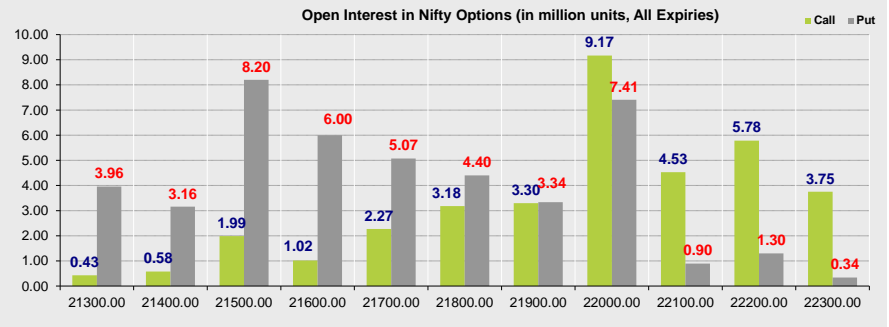
Technical Pivot (Intraday):

	S2	S1	PIVOT	R1	R2
NIFTY	21685	21820	22010	22140	22330
BANKNIFTY	45530	45885	46515	46870	47500

Summary

- Indian markets closed on a positive note where buying was mainly seen in Information Technology, Pharmaceuticals and Oil & Gas sectors. Nifty Feb Futures closed at 21951.40 (up 199.95 points) at a premium of 97.60 pts to spot.
- FII were net buyers in Cash to the tune of 70.69 Cr and were net buyers in index futures to the tune of 597.02 Cr.
- India VIX increased by 1.67% to close at 14.70 touching an intraday high of 15.13.

Open Interest in Nifty Options:



- The above second chart shows previous trading day's change in Nifty options where Addition in OI were seen in 22000, 21900, 21800 strike Puts and 22100, 22200, 22300 strike Calls indicating market is likely to remain range bound in the near term.
- Highest OI build-up is seen at 22000 strike Calls and 21500 strike Puts, to the tune of 9.17mn and 8.20mn respectively.

Outlook on Nifty:

Index is likely to open on a flattish note today and is likely to remain range bound during the day.

(Price is in Rs; OI is in million units; Price chg and OI chg are in percentage) **NB RESEARCH**

Fresh Longs seen in:					Fresh Shorts seen in:				
Scrip	Price	Price chg	OI	OI Chg	Scrip	Price	Price chg	OI	OI Chg
HINDCOPPER	303.0	2.8	46.4	17.3	CUB	138.2	-4.6	37.9	22.6
ALKEM	4922.1	0.8	1.0	13.3	BATAINDIA	1457.0	-0.4	2.4	13.2
CUMMINSIND	2317.5	2.3	3.9	12.5	TATACHEM	992.8	-2.0	13.7	11.4
Short Covering seen in:					Long Unwinding seen in:				
Scrip	Price	Price chg	OI	OI Chg	Scrip	Price	Price chg	OI	OI Chg
SAIL	128.1	7.2	157.0	-13.4	JKCEMENT	4390.6	-0.6	0.8	-7.4
HAVELLS	1346.1	2.0	4.7	-8.3	MPHASIS	2577.7	-0.3	2.9	-5.7
RECLTD	498.6	0.2	36.7	-6.8	BANKNIFTY	46236.7	-0.4	3.1	-5.4

NIFTY50 Options OI (CE OI = Resistance) (PE OI = Support)			
Symbol	Highest CE OI	Highest PE OI	CMP
ADANIPTS	1300	1200	1267
ADANIENT	3200	3000	3171
ASIANPAINT	3000	2900	2950
AXISBANK	1100	1000	1074
BAJAJ-AUTO	8000	7500	7782
BAJAJFINSV	1700	1500	1658
BAJFINANCE	7500	6500	6891
BHARTIARTL	1200	1100	1159
BPCL	530	500	560
BRITANNIA	5200	5000	5170
CIPLA	1400	1300	1397
COALINDIA	420	400	418
DIVISLAB	4000	3300	3713
DRREDDY	6000	5500	6063
EICHERMOT	3900	3500	3838
GRASIM	2200	2000	2149
HCLTECH	1600	1500	1594
HDFCBANK	1500	1400	1455
HDFCLIFE	600	550	582
HEROMOTOCO	4800	4500	4650
HINDALCO	600	550	587
HINDUNILVR	2500	2500	2468
ICICIBANK	1100	1000	1030
ITC	450	440	437
INDUSINDBK	1600	1600	1544

NIFTY50 Options OI (CE OI = Resistance) (PE OI = Support)			
Symbol	Highest CE OI	Highest PE OI	CMP
INFY	1700	1600	1704
IOC	170	150	164
JSWSTEEL	850	800	828
KOTAKBANK	1900	1800	1830
LT	3600	3400	3399
LTIM	6000	5000	5505
M&M	1700	1600	1669
MARUTI	10800	9800	10695
NESTLEIND	2600	2400	2494
NTPC	335	300	332
ONGC	260	250	258
POWERGRID	280	240	274
RELIANCE	3000	2800	2927
SBILIFE	1600	1300	1440
SBIN	650	600	652
SUNPHARMA	1450	1300	1414
TATACONSUM	1200	1100	1168
TATAMOTORS	900	800	885
TATASTEEL	140	140	140
TCS	4000	3900	3992
TECHM	1500	1300	1346
TITAN	3800	3500	3637
ULTRACEMCO	10500	9500	10136
UPL	550	500	537
WIPRO	500	440	486

OI against MWPL				
Symbol	MWPL	Open Interest	Limit for next day	% OI
INDUSTOWER	166895623	207910000	Ban	125%
INDIACEM	44362911	49410200	Ban	111%
HINDCOPPER	65482129	69165000	Ban	106%
NATIONALUM	178967755	163852500	6166867	92%
ZEEL	184440627	160749000	Ban	87%
SAIL	289139949	238400000	Ban	82%
GMRINFRA	494055219	397822500	71529958	81%
PEL	23952122	19117500	3637015	80%
ABFRL	83625756	66362400	13082068	79%
RBLBANK	120524452	93815000	20683229	78%
PNB	591377974	459608000	102201075	78%
CANBK	134484114	104033700	23726208	77%
TATACHEM	31601465	23974500	6046891	76%
UPL	101555650	75913500	20564367	75%
PVRINOX	14162574	10505484	2948961	74%
BANDHANBNK	193358339	143337500	40352922	74%
BALRAMCHIN	23040698	16972800	4915863	74%
DELTACORP	35744131	25023000	8933924	70%
ABCAPITAL	161301726	111272400	41964239	69%
GNFC	17249403	11802700	4584232	68%
GRANULES	28132038	18684000	8041436	66%
MANAPPURAM	109696743	72222000	31989905	66%
SBICARD	59413161	38801600	17640902	65%
BIOCON	93713228	60985000	28042566	65%
IDFCFIRSTB	884075623	568950000	270921841	64%
ESCORTS	6731473	4283400	2111499	64%
ASHOKLEY	282359403	178895000	89346432	63%
BHEL	256482590	161516250	82142210	63%
IDEA	4832931211	2972720000	1618564650	62%
NMDC	229794455	141210000	77094732	61%
AUROPHARMA	56444627	34630200	18992195	61%
JINDALSTEL	75634801	46062500	25790560	61%
IRCTC	60165566	36557500	20599787	61%

OI against MWPL				
Symbol	MWPL	Open Interest	Limit for next day	% OI
IEX	177845485	105630000	63323210	59%
BANKBARODA	372635498	219936600	134067123	59%
AMBUJACEM	146089317	82123200	56661651	56%
VEDL	269299238	149159600	106674676	55%
DLF	128335464	67648350	54270340	53%
AARTIIND	40929582	21129000	17754102	52%
GLENMARK	30110093	15472950	13131638	51%
TATAPOWER	339616396	172516500	150119076	51%

Derivative Recommendations:

Stock Name	Call (Buy/Sell)	Entry price	Targets	Stop Loss	Duration	Status
APOLLOHOSP Future	Buy	6360	6700	6210	Positional	Open
SAIL 125 CE	Buy	6.5	12	3.5	Positional	Open
NIFTY FUT	Sell	21990	21450	22170	1-2 Days	Open

FROM THE EQUITY DERIVATIVE DESK:

NIRAV HARISH CHHEDA
AVP - DERIVATIVES AND TECHNICAL RESEARCH
E-Mail: nirav.chheda@nirmalbang.com
Tel no: 6273-8199/8000

AMIT BHUPTANI
SNR.DERIVATIVES AND TECHNICAL RESEARCH ANALYST
E-Mail: amit.bhuptani@nirmalbang.com
Tel no: 6273-8242/8000

DISCLOSURES

Research Reports that are published by Nirmal Bang Securities Private Limited (hereinafter referred to as "NBSPL") are for private circulation only. NBSPL is a registered Research Analyst under SEBI (Research Analyst) Regulations, 2014 having Registration no. INH000001766. NBSPL is also a registered Stock Broker with National Stock Exchange of India Limited, BSE Limited, Metropolitan Stock Exchange of India Limited, Multi Commodity Exchange of India Limited, National Commodity and Derivative Exchange Limited and Indian Commodity Exchange Limited in cash and Equity and Commodities derivatives segments.

NBSPL has other business divisions with independent research teams separated by Chinese walls, and therefore may, at times, have different or contrary views on stocks and markets.

NBSPL or its associates have not been debarred / suspended by SEBI or any other regulatory authority for accessing / dealing in securities Market. NBSPL, its associates or analyst or his relatives do not hold any financial interest (Except Investment) in the subject company. NBSPL or its associates or Analyst do not have any conflict or material conflict of interest at the time of publication of the research report with the subject company. NBSPL or its associates or Analyst or his relatives may or may not hold beneficial ownership of 1% or more in the subject company at the end of the month immediately preceding the date of publication of this research report.

NBSPL or its associates / analyst has not received any compensation / managed or co-managed public offering of securities of the company covered by Analyst during the past twelve months. NBSPL or its associates have not received any compensation or other benefits from the company covered by Analyst or third party in connection with the research report. Analyst has not served as an officer, director or employee of Subject Company. NBSPL / analyst has not been engaged in market making activity of the subject company.

Analyst Certification: The research analysts and authors of these reports, hereby certify that the views expressed in this research report accurately reflects my/our personal views about the subject securities, issuers, products, sectors or industries. It is also certified that no part of the compensation of the analyst(s) was, is, or will be directly or indirectly related to the inclusion of specific recommendations or views in this research. The analyst(s) principally responsible for the preparation of this research report and has taken reasonable care to achieve and maintain independence and objectivity in making any recommendations.

DISCLAIMER

This report is for the personal information of the authorized recipient and does not construe to be any investment, legal or taxation advice to you. NBSPL is not soliciting any action based upon it. Nothing in this research shall be construed as a solicitation to buy or sell any security or product, or to engage in or refrain from engaging in any such transaction. In preparing this research, we did not take into account the investment objectives, financial situation and particular needs of the reader.

This research has been prepared for the general use of the clients of NBSPL and must not be copied, either in whole or in part, or distributed or redistributed to any other person in any form. If you are not the intended recipient you must not use or disclose the information in this research in any way. Though disseminated to all the customers simultaneously, not all customers may receive this report at the same time. NBSPL will not treat recipients as customers by virtue of their receiving this report. This report is not directed or intended for distribution to or use by any person or entity resident in a state, country or any jurisdiction, where such distribution, publication, availability or use would be contrary to law, regulation or which would subject NBSPL & its group companies to registration or licensing requirements within such jurisdictions.

The report is based on the information obtained from sources believed to be reliable, but we do not make any representation or warranty that it is accurate, complete or up-to-date and it should not be relied upon as such. We accept no obligation to correct or update the information or opinions in it. NBSPL or any of its affiliates or employees shall not be in any way responsible for any loss or damage that may arise to any person from any inadvertent error in the information contained in this report. NBSPL or any of its affiliates or employees do not provide, at any time, any express or implied warranty of any kind, regarding any matter pertaining to this report, including without limitation the implied warranties of merchantability, fitness for a particular purpose, and non-infringement. The recipients of this report should rely on their own investigations.

This information is subject to change without any prior notice. NBSPL reserves its absolute discretion and right to make or refrain from making modifications and alterations to this statement from time to time. Nevertheless, NBSPL is committed to providing independent and transparent recommendations to its clients, and would be happy to provide information in response to specific client queries.

Before making an investment decision on the basis of this research, the reader needs to consider, with or without the assistance of an adviser, whether the advice is appropriate in light of their particular investment needs, objectives and financial circumstances. There are risks involved in securities trading. The price of securities can and does fluctuate, and an individual security may even become valueless. International investors are reminded of the additional risks inherent in international investments, such as currency fluctuations and international stock market or economic conditions, which may adversely affect the value of the investment. Opinions expressed are subject to change without any notice. Neither the company nor the director or the employees of NBSPL accept any liability whatsoever for any direct, indirect, consequential or other loss arising from any use of this research and/or further communication in relation to this research. Here it may be noted that neither NBSPL, nor its directors, employees, agents or representatives shall be liable for any damages whether direct or indirect, incidental, special or consequential including lost revenue or lost profit that may arise from or in connection with the use of the information contained in this report.

Copyright of this document vests exclusively with NBSPL. Our reports are also available on our website www.nirmalbang.com